


**ECO-TIP:**

Save trees—use recycled paper whenever possible.  
[hp.com/recycle](http://hp.com/recycle)

**INSTRUCTIONS:**

Cut out along solid lines and write in your name. Tape or glue to inside book cover.



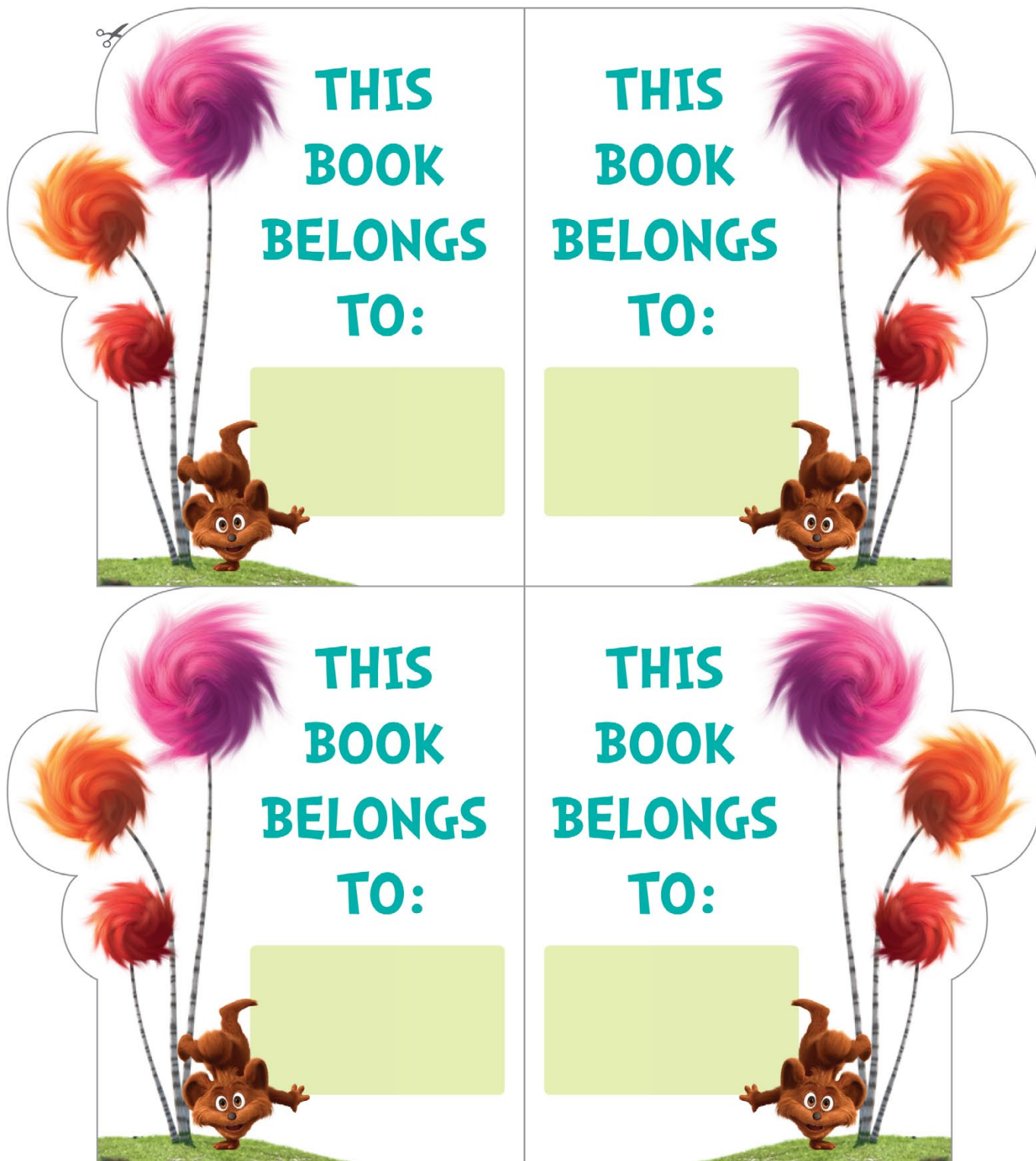


**ECO-TIP:**

Save trees—use recycled paper whenever possible.  
[hp.com/recycle](http://hp.com/recycle)

**INSTRUCTIONS:**

Cut out along solid lines and write in your name. Tape or glue to inside book cover.



Eco-tip: Be thoughtful about paper purchases. All HP papers for home printing use pulp produced by responsible forestry practices. [hp.com/recycle](http://hp.com/recycle)

# CERTIFICATE OF ACHIEVEMENT

## Awarded to

\_\_\_\_\_  
Name

# Eco-Advocate


## For service to the trees

\_\_\_\_\_  
Official Signature

\_\_\_\_\_  
Date

Dr. Seuss'  
The  
**LORAX**





# AWARD OF EXCELLENCE

Presented to

\_\_\_\_\_  
Name

# Recycling Expert

For remarkable recycling abilities

\_\_\_\_\_  
Official Signature

\_\_\_\_\_  
Date

LET IT  
GROW!  
Dr. Seuss'  
The  
**LORAX**

Eco-tip: Be thoughtful about paper purchases. All HP papers for home printing use pulp produced by responsible forestry practices. [hp.com/recycle](http://hp.com/recycle)



**How to reuse this card:** Cut out blue area in front, tape photo inside card, and use as a picture frame!



FROM THE CREATORS OF **DESPICABLE ME**

Dr. Seuss'  
**The LORAX**



IN THEATERS, **realD** AND **IMAX** **TREE-D** MARCH 2012




THIS FILM IS NOT YET RATED

[WWW.THELORAXMOVIE.COM](http://WWW.THELORAXMOVIE.COM)

© 2012 ILLUMINATION INC. ALL RIGHTS RESERVED. DR. SEUSS' THE LORAX IS A TRADEMARK OF ILLUMINATION INC.





## INSTRUCTIONS

### MATERIALS:

- Metal-edged ruler
- Butter knife
- Scissors or craft knife
- Cutting mat (optional)
- Multipurpose glue

- 1** Score all the pieces: Using a ruler as a guide, run the back side of a butter knife firmly along all dotted lines.



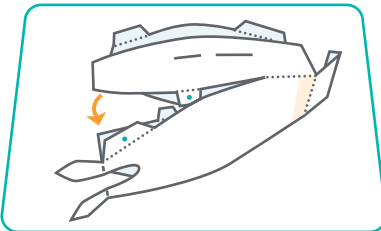
- 2** Using scissors or a craft knife and cutting mat, cut out all pieces along solid lines. Be sure to cut solid black lines around nose and on sides of body.



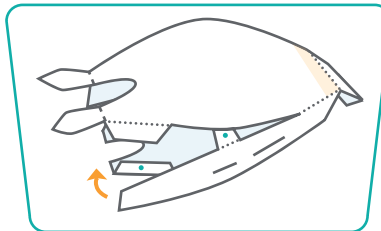
- 3** Fold all pieces along score lines, using the folding key below as a reference.



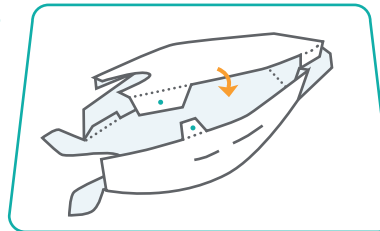
- 4** **Body:** Fold and glue A tabs as indicated.



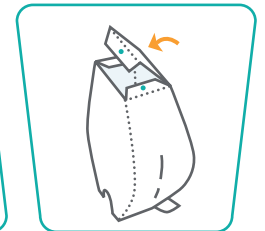
- 5** Fold and glue B tabs as indicated.



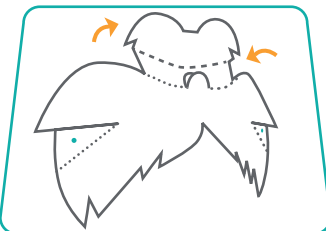
- 6** Fold and glue C tabs as indicated.



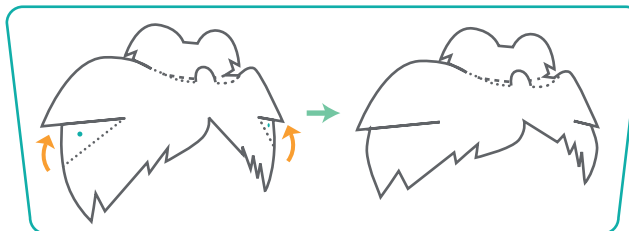
- 7** Fold and glue top of body closed.



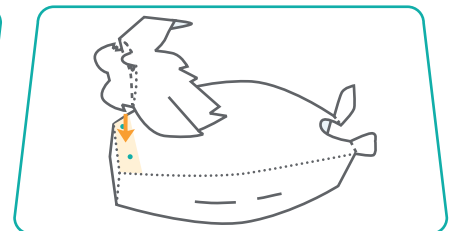
- 8** **Head:** Fold along lines so nose stands out.



- 9** Glue tabs on beard in place as indicated.



- 10** Glue head in place on area indicated on body. Make sure head is centered.



- 11** Insert arms into slits in body.




- 12** You're done!




### ECO-TIP

Turn on your PC's energy-saving settings using the Power Options menu in the Control Panel.

[hp.com/recycle](http://hp.com/recycle)




Help The Lorax find all his friends and get to the end of the maze.



#### ECO-TIP

Walk, carpool, or take the bus to school. Less driving means less smog and a healthier planet.

[hp.com/recycle](http://hp.com/recycle)





**INSTRUCTIONS:**  
Fill in with your information  
and cut out along solid lines.

**ECO-TIP:**  
Truffula trees aren't the only ones  
that need protecting. Look for the  
Forest Stewardship Council (FSC®)  
logo when you buy paper.  
[hp.com/recycle](http://hp.com/recycle)

**LET'S PARTY!**

**YOU ARE INVITED TO:**

DATE: \_\_\_\_\_

TIME: \_\_\_\_\_

LOCATION: \_\_\_\_\_

R.S.V.P: \_\_\_\_\_

Tip: Cut out the characters, punch a hole in the cutout, and string ribbon or twine in it to create your own gift tags!

**LET'S PARTY!**

**YOU ARE INVITED TO:**

DATE: \_\_\_\_\_

TIME: \_\_\_\_\_

LOCATION: \_\_\_\_\_

R.S.V.P: \_\_\_\_\_

Tip: Cut out the characters, punch a hole in the cutout, and string ribbon or twine in it to create your own gift tags!



Cut out stickers along solid lines.  
Apply double-sided tape on backside  
and place on your glass, compost,  
garbage and recycling bins.

#### ECO-TIP:

[hp.com/recycle](http://hp.com/recycle)

Sell back or recycle your old computers and printers  
through the HP Consumer Buyback and Planet Partners  
Recycling Program. [www.hp.com/go/easybuyback](http://www.hp.com/go/easybuyback)





## ECO-TIP


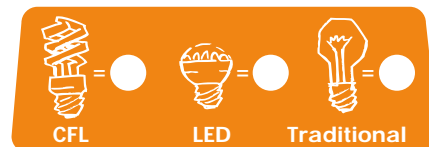
Don't be a litterbug—trash tossed outside can wash into storm drains, and end up in rivers or the ocean.

[hp.com/recycle](http://hp.com/recycle)

## REDUCE

- 1 Find 2 rooms where lights have been left on and then turn them off.**

**Did you know:** CFL (Compact Fluorescent Light) and LED (Light Emitting Diode) bulbs use at least 75% less energy than traditional light bulbs? How many CFL or LED bulbs can you find in your home?



- 2 Find 2 appliances that are plugged in but not being used, and then unplug them.**

For example, check your toaster, blender, microwave, or a cell phone charger.

**Did you know:** In the average home, 75% of the electricity used to power electronics and appliances is consumed while the products are turned off?

- 3 Find your thermostat—what temperature is it set at? \_\_\_\_\_ F**

**Did you know:** For every degree you lower the thermostat, you can save between 1% and 3% of your heating bill?

## REUSE

- 4 Look in your closet and find 3 items of clothing that you haven't worn in the past year.** Ask your parents to take you to a local donation center so the clothing can be reused.

**Did you know:** America's landfills are filled with 7 million tons of discarded clothing each year?

- 5 Find 3 used greeting cards.** Instead of throwing them out, cut them into bookmarks or make them into a paper chain to decorate your room. Or, cut off the side with artwork and reuse it as a postcard!

**Did you know:** That 7 billion greeting cards are sent in the US each year?

- 6 Find 2 items in your kitchen that you could reuse to make something new.**

What are they? What are some things you could make out of them?

**Did you know:** Most yogurt containers cannot be recycled? Use them as seed starters instead!



## RECYCLE



- 7 Find 3 things in your home that need to be recycled.** For example, junk mail, newspapers, soda cans, and plastic bottles.


**Did you know:** If everyone in the US recycled their Sunday paper, nearly 550,000 trees would be saved each week?

- 8 Find a discarded toilet paper roll in your bathroom wastebasket.** Add it in with your other paper recyclables.

**Did you know:** Toilet paper tubes can also be composted?

- 9 Find your family's printer.** Cut out the note to the left and leave it to remind everyone to recycle the print cartridges instead of throwing them out.

**Did you know:** HP will recycle your print cartridges for free? Visit [www.hp.com/hpinfo/globalcitizenship/environment/](http://www.hp.com/hpinfo/globalcitizenship/environment/) to learn more.



**INSTRUCTIONS:**  
Cut out along solid lines and fill in with your information.

**ECO-TIP:**  
Buy paper that comes from responsibly managed forests. Just look for the Forest Stewardship Council (FSC®) logo.  
[hp.com/recycle](http://hp.com/recycle)

Three identical "THANK YOU!" note templates are shown, each with a different background color: green, blue, and yellow. Each template features the text "THANK YOU!" in large, bold, stylized letters. To the right of the text is a small illustration of the Lorax character and his friends. Below the illustration is a large, empty rectangular box for writing a message. To the right of the box is a small, empty rectangular box for a signature or date. The templates are designed to be cut out and used as bookmarks.